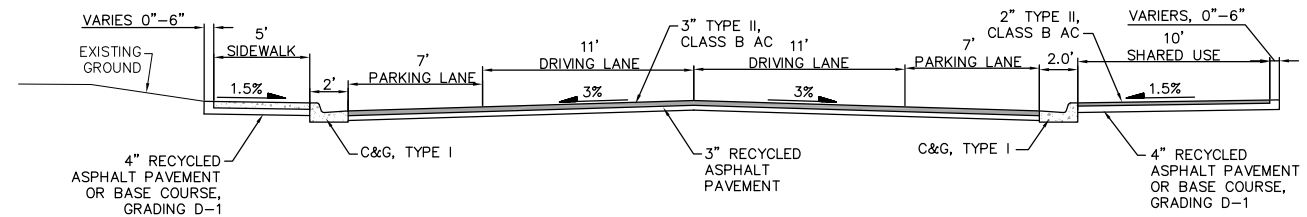
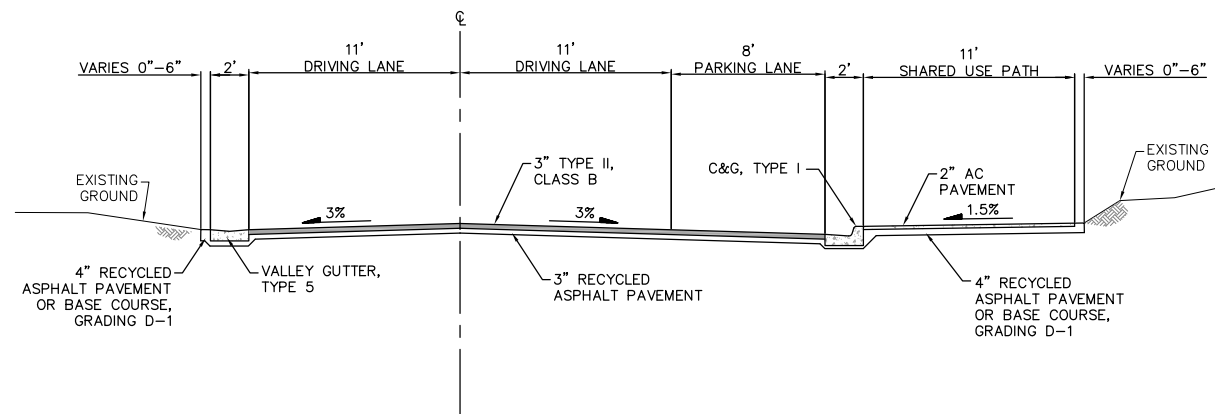



1  
-  
NTS  
**TYPICAL SECTION - PETERSON TO KIMSHAM**



2  
-  
NTS  
**TYPICAL SECTION - KIMSHAM TO CHARTERIS**



3  
-  
NTS  
**TYPICAL SECTION - CHARTERIS TO CASCADE**



**DOWL HKM**  
Consulting Engineers • Land Surveyors • Construction Administration

5368 Commercial Blvd.  
Juneau, Alaska 99801  
(907) 780-3533 Office  
(907) 780-3535 Fax

FILE No.: J70665 DRAWN BY: STAFF DESIGNED BY: T. LOCKHART CHECKED BY: N. HOBBS DATE: OCT 2014

**S&S**  
General Contractors  
& Equipment Rentals, Inc.

**City and Borough of Sitka**  
DEPARTMENT OF PUBLIC WORKS  
100 LINCOLN STREET SITKA, ALASKA 99835  
TEL (907) 747-1804 • FAX (907) 747-3158

EDGE CUMBE DRIVE  
RECONSTRUCTION PROJECT  
PROJECT No. XXXX

**TYPICAL SECTIONS**

DRAWN: JK/TL	SCALE: AS SHOWN
CHECKED: NH	DATE: NOV 2014
PROJECT NUMBER J70665	
SHEET NO.	3 / 14

S:\LIB\70665.01 Edgecumbe DES\060 Design Drawings\SC13-CS-TS-70665.dwg 2014-11-6 11:22:20